





How to draw STICK AND STONE




1. Draw some ground for Stick and Stone to stand on.




2. Draw Stick's left side from bottom to top, leaving a gap for the arm.




3. Draw Stick's right side, leaving a gap for the other arm. Then draw a little square at the bottom to make two legs.



4. Add arms, a leaf, a face, and some bark lines.



5. Draw a squiggly circle to make Stone. Don't make it perfectly round or smooth.



6. Give Stone a smile, some eyes and some bumps. Presto, a perfect ten!