





COLOR A SNOW FLAKE!

Grab your art supplies and color this snowflake. After, ask a adult to help you carefully cut out the snowflake and tape on the window!





HOMEMADE SNOW ICE CREAM

INGREDIENTS:

1 c. milk (any kind!)
1/3 c. sugar
1 tsp. vanilla extract
1 pinch of salt
8 c. of fresh, clean snow
(more or less depending
on consistency!)


Optional toppings: sprinkles,
chocolate chips, fresh fruit,
coconut flakes, and more!

INSTRUCTIONS:

In a large bowl, whisk milk, sugar,
salt, and vanilla together.

Add the snow and mix quickly
(it will melt fast!). Add your
toppings and enjoy!





DO YOU WANT TO BUILD A SNOWMAN?

Below, add accessories to build your very own snowman.
Need a few ideas? Try adding a hat, carrot nose, stick arms, or scarf.
You can add anything to your snowman!

